




## IDT 32



Basic unit III, with wall-mounting housing, fully populated



Example of 19" version, fully populated, basic unit II



Example of basic unit I

The IDT 32 is a modern high-end control panel with wide-ranging application in the areas of alarm monitoring, fire detection and video surveillance. Through its modular construction, the best, bespoke, Plug-&-Play customer solutions can be created, using the up to 21-slot units.

The system can handle wide-ranging logic functions. Up to 100 command structures, each with up to 64 Kb of parameters can be stored in the IDT 32 memory. As a result, the IDT 32 can be used as a freely programmable controller. States and events from a further IDT 32 can also be included in the logic.

Optional SRAM expansions are also available. Alongside the CPU, you can select all commonly used communication systems from the extensive range of modular plug-in cards, e.g. 100 MBit Ethernet, analogue, ISDN and GSM modems. To complete the picture, you can then configure tailored solutions from a further range of plug-in cards with digital inputs, door opener relays, alarm relays or output relays. Monitored line cards are also available as an option.

With the modern, high-end IDT 32 control centre, you can integrate and control inputs and outputs for up to 32 doors, readers and/or keypads as well as further security technology systems. Up to 4 buses can be run in parallel using RS485 bus technology. The IDT 32 supports pkt technology.

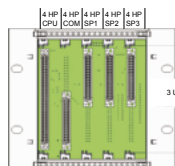
### Features

- ▶ Up to 32 doors, readers and/or keypads and 2 cameras can be connected
- ▶ Up to 4 RS485 buses in parallel
- ▶ Up to 4 master readers can be connected
- ▶ RS485 and modem interfaces possible
- ▶ Max. 100 FSMs, each with up to 64 KB parameters
- ▶ High data security through 3DES or AES encryption with TCP/IP communication and AES encryption with RS485 communication\*
- ▶ Downloadable operating system
- ▶ Service-friendly RJ45 connection technology
- ▶ Acoustic fault identification
- ▶ Autonomous power supply (optional)
- ▶ 32 bit CPU
- ▶ Up to 30,000 zones (access profiles)
- ▶ Compact construction with integrated power supply
- ▶ Host communication over Ethernet on a TCP/IP basis


\* AES encryption from IDT 32 firmware version 1.49

### HP and U (Horizontal pitch and Units)

1 x HP = 5.08 mm (0.20") / 1 x U = 44.45 mm (1.75")



19" Basic unit I



19" Basic unit II

## Technical data

### 19" Basic unit I

<b>Colour</b>	Aluminium
<b>Dimensions (W x H x D)</b>	154 mm x 132 mm x 214 mm
<b>Weight</b>	Typically 1.5 kg (Basic unit I, without plug-in cards)
<b>Protection class</b>	IP20

The device fulfils the specifications of DIN EN 60721-3-3:1995/A2:1997, Class 3K3,3Z11 (interior).

### 19" Basic unit II

<b>Colour</b>	Aluminium
<b>Dimensions (W x H x D)</b>	482 mm x 132 mm x 214 mm
<b>Weight</b>	Typically 2.0 kg (Basic unit II, without plug-in cards)
<b>Protection class</b>	IP20

The device fulfils the specifications of DIN EN 60721-3-3:1995/A2:1997, Class 3K3,3Z11 (interior).

### Basic unit III

<b>Power consumption (min. / max.)</b>	0.3 W / 40 W
<b>Integrated power supply</b>	230 VAC, with connection for one 12 V / 7.2 Ah battery (without battery monitoring)
<b>Colour</b>	RAL 7035 light grey
<b>Build-in in steel housing (L x W x H)</b>	358.5 x 445.5 x 136 mm
<b>Weight</b>	Typically 12 kg (Basic unit III, without plug-in cards)
<b>Protection class</b>	IP20

The device fulfils the specifications of DIN EN 60721-3-3:1995/A2:1997, Class 3K3,3Z11 (interior).

## Ordering information

### IDT 32 Access control panel

#### 19" basic unit I – 5 plug-in slots / 20 HP

– Additional connection options for a lo-cost power supply

– With different configurations of communication plug-in slots and/or slave plug-in slots, depending on version

I301-003.01	19" Basic unit I / 1 - 5 plug-in slots: with 1 CPU, 1 COM, 3 Slave slots
I301-004.01	19" Basic unit I / 2 - 5 plug-in slots: with 1 CPU, 2 COM, 2 Slave slots
I301-005.01	19" Basic unit I / 3 - 5 plug-in slots: with 1 CPU, 4 Slave slots

#### 19" Basic unit II – 21 plug-in slots / 84 HP

I302-000.01	19" Basic unit II - 21 plug-in slots: with 1 CPU, 2 COM, 16 slave, 2 power supply slots
-------------	--

### Basic unit III

– Integrated 230 VAC power supply, with connection for one 12 V 7.2 Ah rechargeable battery

– incl. patch cables and connection blocks

I304-000.01	Basic unit III / 1 - 5 plug-in slots: with 1 CPU, 1 COM, 3 Slave slots
I304-001.01	Basic unit III / 2 - 5 plug-in slots: with 1 CPU, 2 COM, 2 Slave slots
I304-003.01	Basic unit III / 3 - 5 plug-in slots: with 1 CPU, 4 Slave slots

## Ordering information

### CPU cards and memory expansions

- I300-251.01 ——— CPU 3202: CPU plug-in card, 32 bit power CPU with 100 MBit Ethernet interface
- 32 bit micro-processor with ColdFire® processor technology
  - 12 MB SRAM
  - Dynamic memory management
  - Up to 200,000 credential records and at least 160,000 offline events (with 2,000 credential records → 320,000 offline transactions)
  - Up to 30,000 zones (access profiles)
  - RS485 interface, for max. 4 x pkt master readers
  - RS232 interface
  - 100 Mb Ethernet interface
  - Power consumption 150 mA
- I300-100.01 ——— Memory expansion for CPU 3202 by 12 MB to 24 MB
- At this expansion level, a standard configuration with 1,000 credential records has memory for 650,000 offline events (with 100,000 credential records, approx. 550,000 offline events)

### Communication expansion plug-in cards

- I300-207.01 ——— 4 x RS485 interface card
- 4 x RS485 interfaces, switchable between full and half duplex
  - Power consumption 20 - 300 mA (max)
- I300-302.01 ——— Switch: 4 x 10 / 100 MBit Ethernet ports
- 4 RJ45, 10 / 100 MB Ethernet-Ports
  - Power consumption 90 mA
- I300-301.01 ——— Modem carrier plug-in card for 2 modems
- 2 x Modem plug-in positions
  - 1 x RS232 interface (RJ45)
  - Power consumption 90 mA + modem
- F624-000.01 ——— ISDN modem for the modem carrier plug-in card
- Suitable for modem carrier plug-in card – max. 2 modems per card
- F625-000.01 ——— GSM Class 10 modem for the modem carrier plug-in card
- Suitable for modem carrier plug-in card – max. 2 modem per card

### Slave slot expansion plug-in cards

- I300-201.01 ——— R2D2, inputs for 2 clock / data readers
- 2 x Door opener relays
  - 2 x Alarm relays
  - 2 x REX inputs
  - 2 x Door monitoring status contact inputs
  - Power consumption 160 mA
- I300-203.01 ——— I8O8, 8-way input / output card (digital)
- 8 x Relay outputs
  - 8 x Digital inputs
  - Power consumption 150 mA
- I300-204.01 ——— M8O8, 8-way input / output card (analogue)
- 8 x Relay outputs
  - 8 x Monitored line inputs, (4 states with delete function)
  - Power consumption 210 mA / 680 mA
- I300-206.01 ——— MS64, 16 monitored lines (up to 4 detectors/line; analogue)
- 16 x Monitored lines with individual detector identification (64 alarm detectors)
  - Power consumption 50 mA
- I300-208.01 ——— MB1M, detector bus card, 2 lines, each with 63 detectors
- Bus 1 compatible
  - Power consumption, 40 mA to 1 A (max)

## Ordering information

### Power supply adapters plug-in cards for PS (power supply) or slave slots

- Power supplies can be switched in parallel  
Power supply unit Z080-130.01 is required
- I300-501.01 — Power supply adapter I; input for 9 VAC / DC 1.5 A
- I300-502.01 — Power supply adapter I-N with backup power; input for 9 VAC / 12 VDC 1.8 A  
- Backup power 1.35 Ah (incl. rechargeable battery)
- I300-503.01 — Power supply adapter II; input for 12 VDC / 4 A input on each RJ45 socket  
- 4 x RJ45, external power supply is required
- I300-505.01 — Power supply adapter III; 4 low-voltage sockets  
- 12 VDC / 4 A input on each socket – 4 x Low voltage sockets  
- Power supply unit Z080-140.01 is required
- I300-508.01 — Power supply adapter V  
- 12 VDC / 4 A input on each socket (RJ45)

### Power supplies

- I300-504.01 — IDT 32 expansion: 19" power supply unit: input 230 VAC; output 12 VDC / 1 A  
- Occupies 2 power supply and 9 slave slots (44 HP)  
- 230 VAC input  
- 12 VDC / 1 A output (switchable to 24 V / 1 A)  
- 4 x RJ45  
- With battery connection, up to 24 Ah, e.g. battery Z070-070.01
- I300-507.01 — 19" power supply unit (44 HP)  
- 12 VAC / DC, max. 12 A with IEC socket

### Plug-in power supply with connection cable for IDT 32

- Z080-130.01 — Input: 90 -264 VAC, output 12 VDC / 2 A
- Z080-140.01 — Input: 90 -264 VAC, output 12 VDC / 5.5 A

### Batteries

- Z070-010.01 — 12 V 7.2 Ah battery  
- For basic unit III
- Z070-070.01 — 12 V 24 Ah battery  
- For power supply I300-504.01
- Z070-080.01 — 12 V 1.35 Ah battery  
- For use with power supply adapter I-N (part no.: I300-502.01)

Please refer to the corresponding chapter(s) from our catalogue for any additional installation material that may be required.